

WASH Your
HANDS!



SEQUENCE STRIP

Color & Black/White
VERSIONS INCLUDED!



WASH Your
HANDS!



SEQUENCE STRIP

Color & Black/White
VERSIONS INCLUDED!



WASH Your HANDS!



SEQUENCE STRIP

PURPOSE:

- These hand washing strips visually depict the hand washing sequence that can be utilized by a child to easily visualize and follow the hand washing routine in the home or school setting.

INSTRUCTIONS TO PRINT:

- Print out on heavy cardstock, paper, or laminate.
- Includes 3 Versions:
 1. With numbers and words
 2. With words
 3. With numbers
 4. Visuals only

INSTRUCTIONS TO ASSEMBLE:

1. Select and cut out appropriate sequence strip for individual child.
2. Adhere to bathroom wall or near sink for ability to follow visuals.

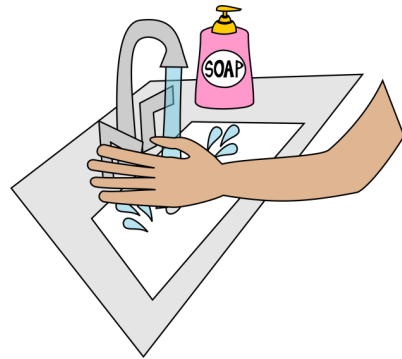
HOME USE:

- Explicitly teach and review each step in the hand washing routine prior to placing strip in bathroom/sink area.

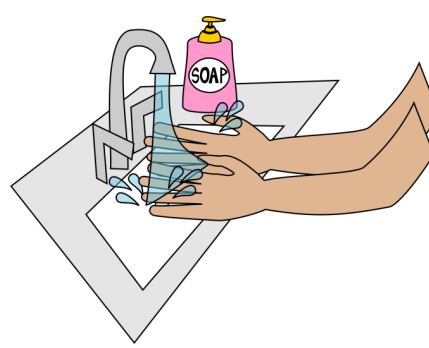
Version 1: NUMBERS & WORDS

Color
VERSION

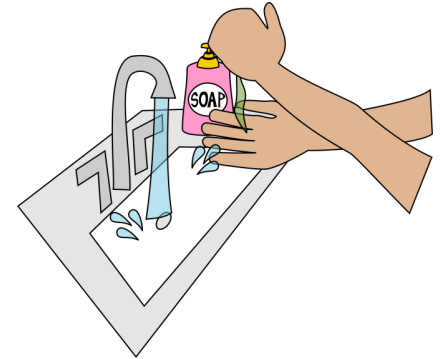
WASH Your HANDS!



STEP 1:
TURN ON WATER




STEP 2:
WET HANDS




STEP 3:
SOAP ONTO HANDS




STEP 4:
RUB HANDS



STEP 5:
RINSE SOAP OFF



STEP 6:
TURN OFF WATER




STEP 7:
DRY HANDS

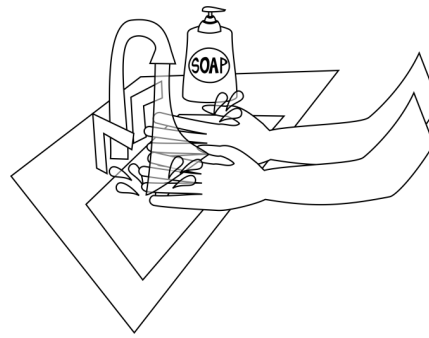
Version 1: NUMBERS & WORDS

Black/White
VERSION

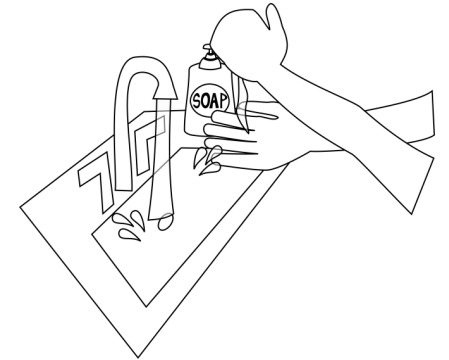
WASH Your HANDS!




STEP 1:
TURN ON WATER



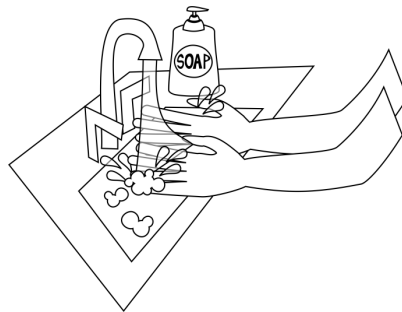
STEP 2:
WET HANDS



STEP 3:
SOAP ONTO HANDS



STEP 4:
RUB HANDS



STEP 5:
RINSE SOAP OFF



STEP 6:
TURN OFF WATER

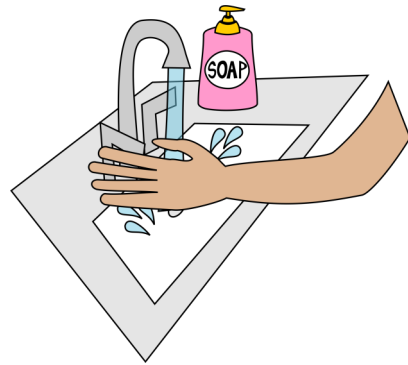


STEP 7:
DRY HANDS

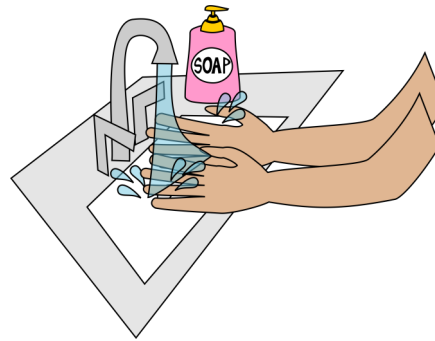
Version **2**: WORDS

Color
VERSION

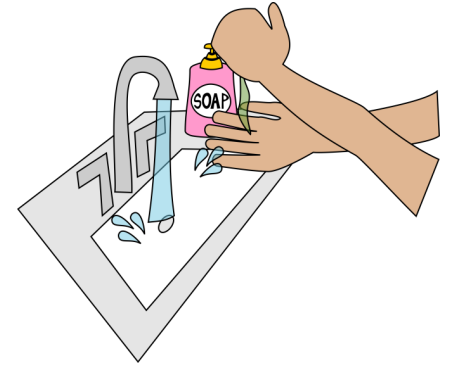
WASH
Your
HANDS!



TURN ON WATER



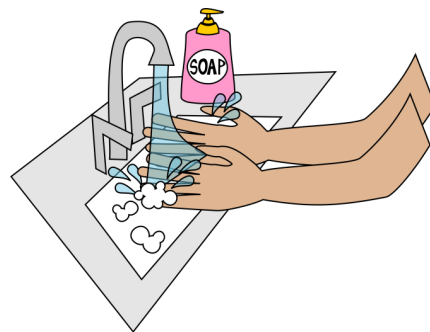
WET HANDS




SOAP ONTO HANDS



RUB HANDS



RINSE SOAP OFF



TURN OFF WATER




DRY HANDS

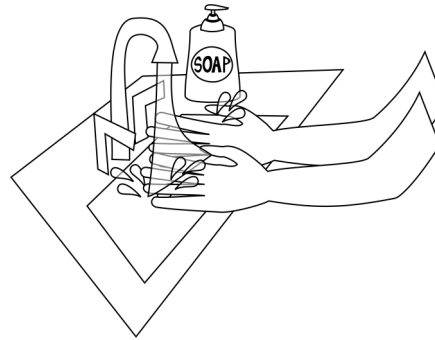
Version 2: WORDS

Black/White
VERSION

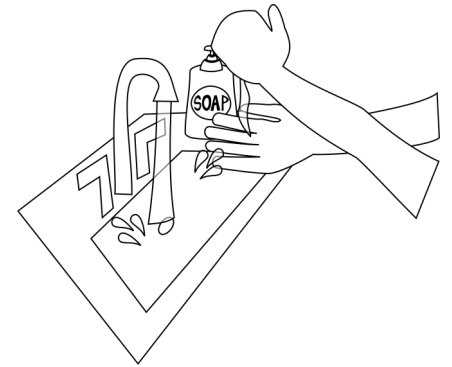
WASH Your HANDS!



TURN ON WATER



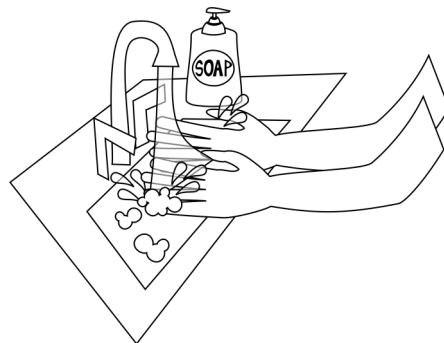
WET HANDS



SOAP ONTO HANDS



RUB HANDS



RINSE SOAP OFF



TURN OFF WATER

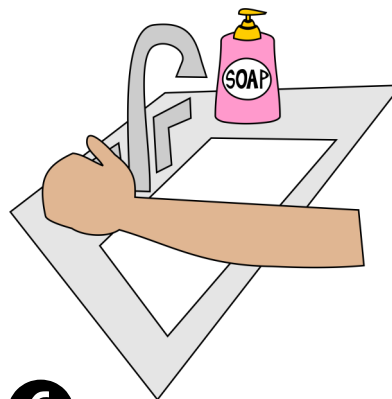

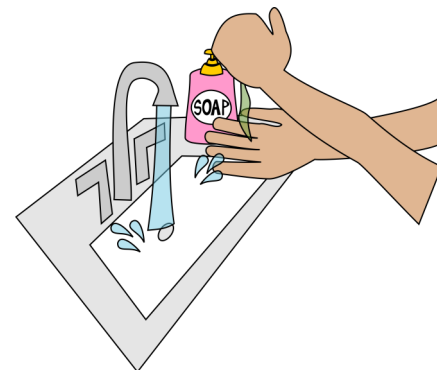
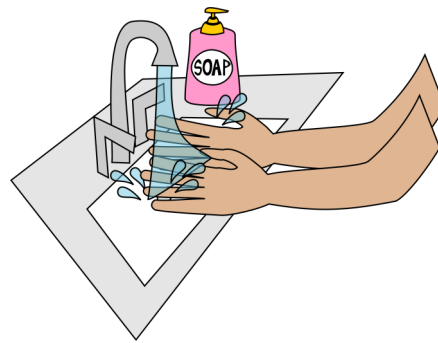



DRY HANDS

Version 3: NUMBERS

Color
VERSION

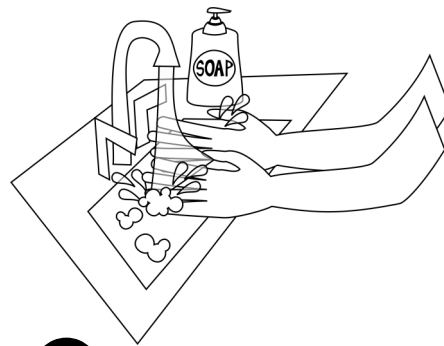
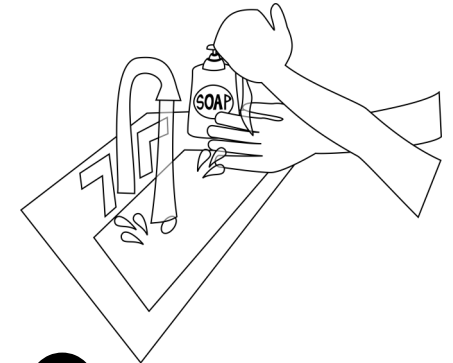
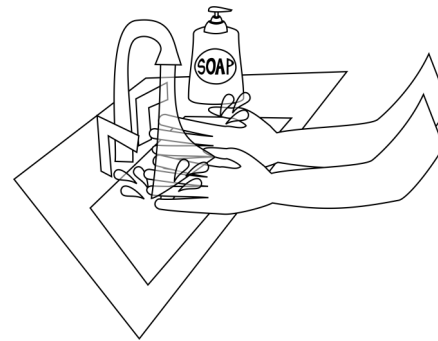

WASH Your HANDS!



Version 3: NUMBERS

Black/White
VERSION



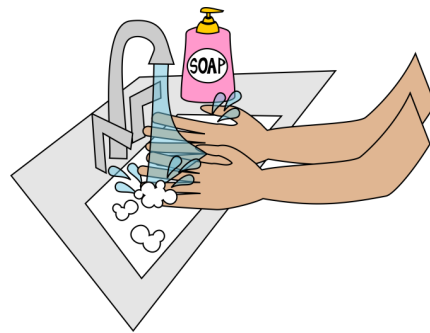
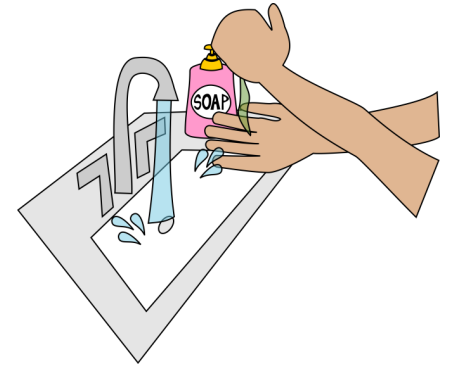
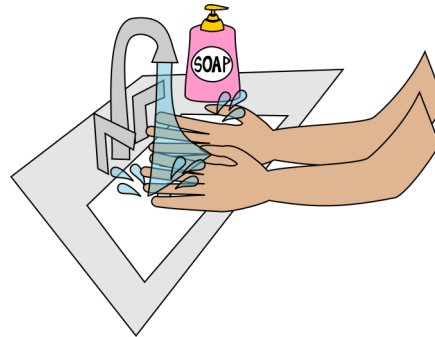
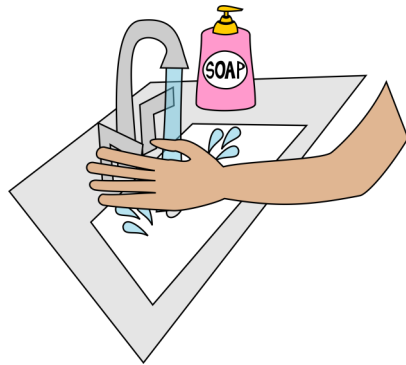
WASH Your HANDS!



Version 4: VISUALS

Color
VERSION

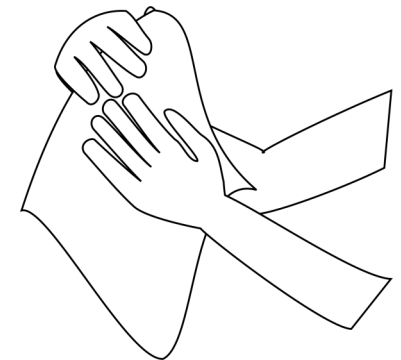
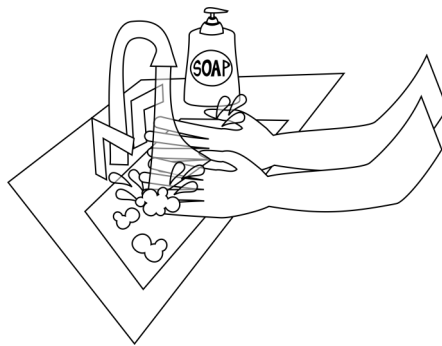
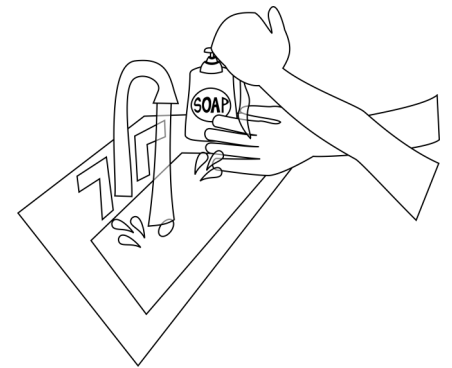
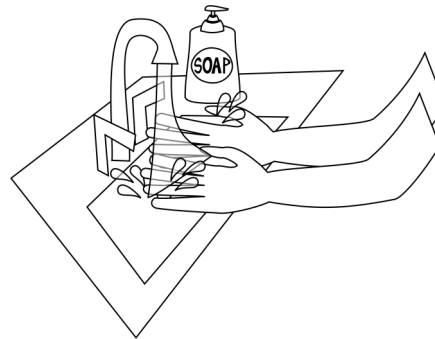

WASH Your HANDS!



Version 4: VISUALS

Black/White
VERSION

WASH Your HANDS!



WASH Your HANDS!



SEQUENCE STRIP

PURPOSE:

- These hand washing strips visually depict the hand washing sequence that can be utilized by a child to easily visualize and follow the hand washing routine in the home or school setting.

INSTRUCTIONS TO PRINT:

- Print out on heavy cardstock, paper, or laminate.
- Includes 3 Versions:
 1. With numbers and words
 2. With words
 3. With numbers
 4. Visuals only

INSTRUCTIONS TO ASSEMBLE:

1. Select and cut out appropriate sequence strip for individual child.
2. Adhere to bathroom wall or near sink for ability to follow visuals.

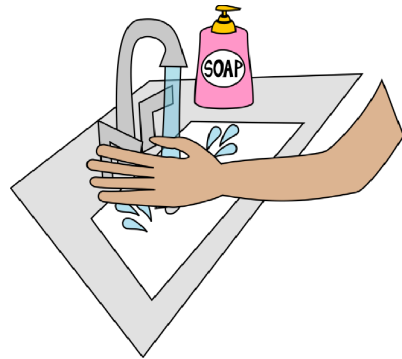
HOME USE:

- Explicitly teach and review each step in the hand washing routine prior to placing strip in bathroom/sink area.

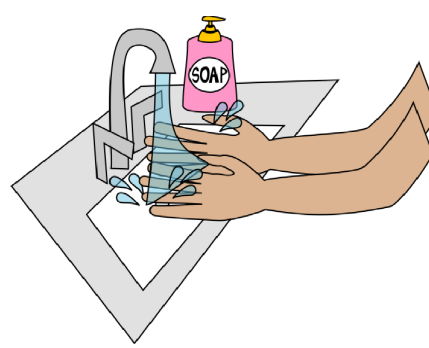
Version 1: NUMBERS & WORDS

Color
VERSION

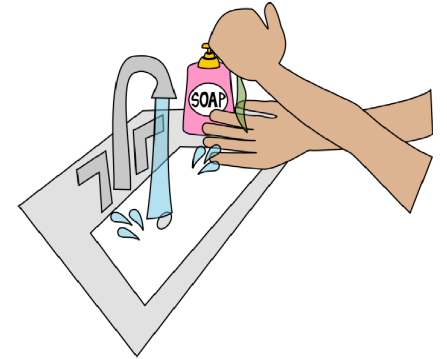
WASH Your HANDS!



STEP 1:
TURN ON WATER




STEP 2:
WET HANDS




STEP 3:
SOAP ONTO HANDS



STEP 4:
RUB HANDS



STEP 5:
RINSE SOAP OFF



STEP 6:
TURN OFF WATER




STEP 7:
DRY HANDS

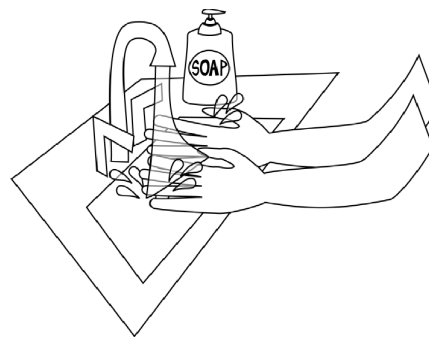
Version 1: NUMBERS & WORDS

Black/White
VERSION

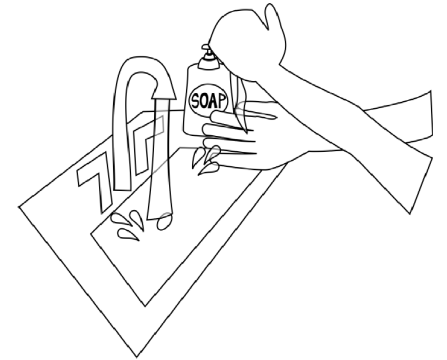
WASH Your HANDS!



STEP 1:
TURN ON WATER



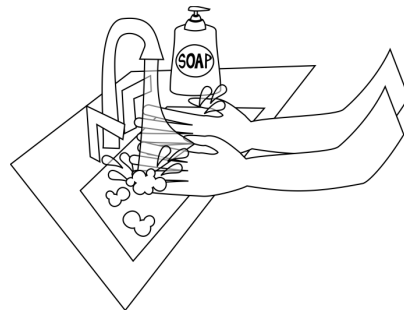
STEP 2:
WET HANDS



STEP 3:
SOAP ONTO HANDS



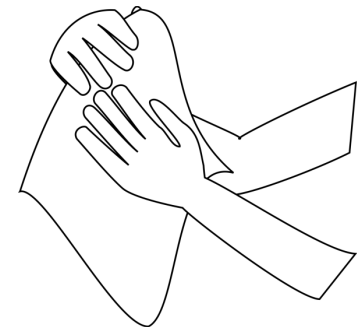
STEP 4:
RUB HANDS



STEP 5:
RINSE SOAP OFF



STEP 6:
TURN OFF WATER




STEP 7:
DRY HANDS

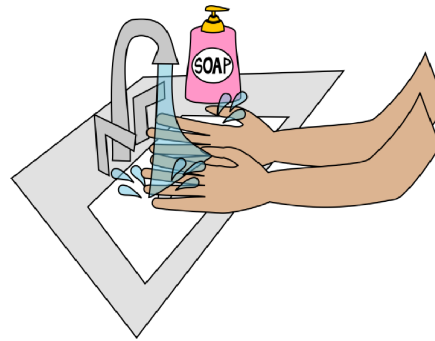
Version 2: WORDS

Color
VERSION

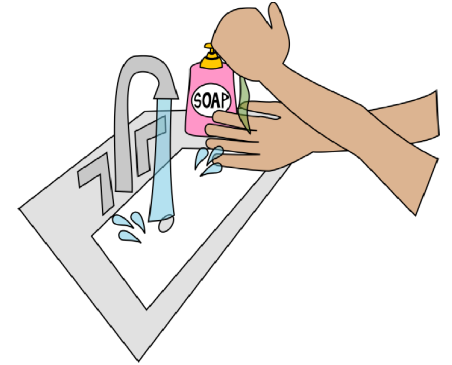
WASH Your HANDS!



TURN ON WATER




WET HANDS




SOAP ONTO HANDS



RUB HANDS



RINSE SOAP OFF



TURN OFF WATER




DRY HANDS


Version 2: WORDS

Black/White
VERSION

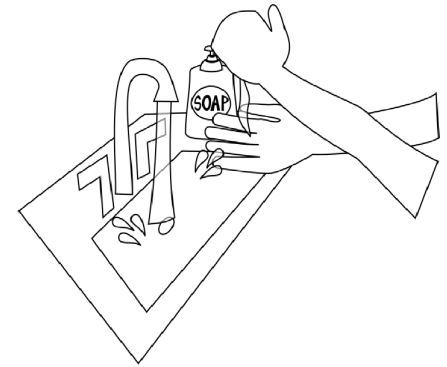
WASH Your HANDS!




TURN ON WATER



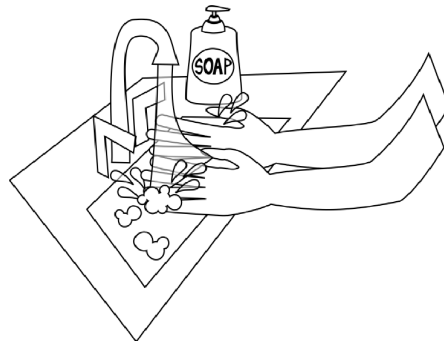
WET HANDS



SOAP ONTO HANDS



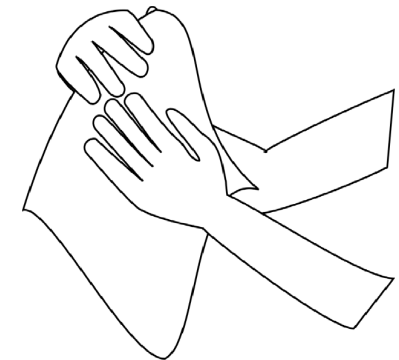
RUB HANDS



RINSE SOAP OFF



TURN OFF WATER




DRY HANDS

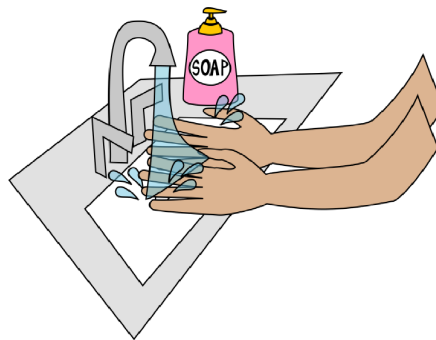
Version 3: NUMBERS

Color
VERSION

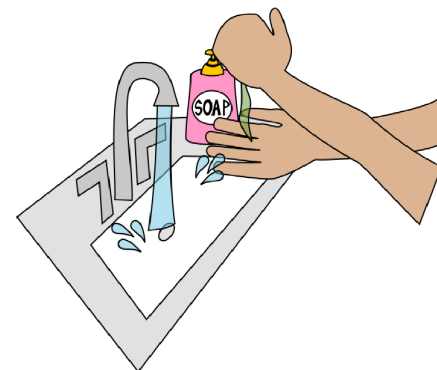
WASH Your HANDS!



1




2



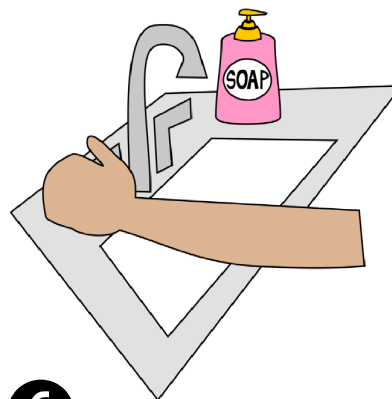
3



4



5



6

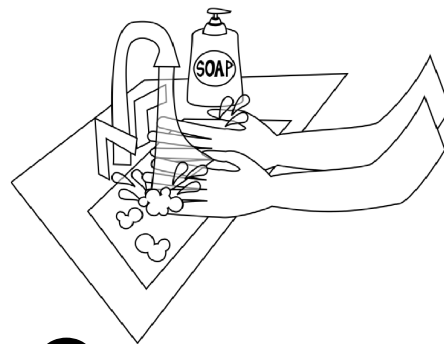




7

Version 3: NUMBERS

Black/White
VERSION



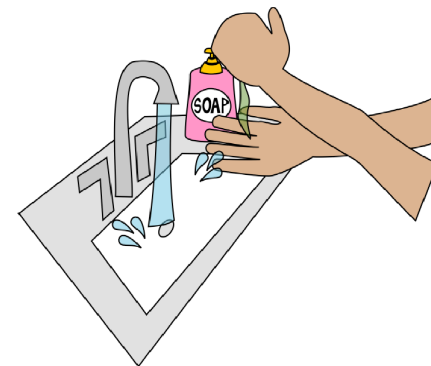
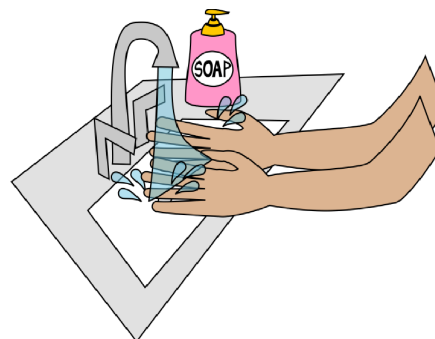

WASH Your HANDS!



Version 4: VISUALS

Color
VERSION

WASH Your HANDS!



Version 4: VISUALS

Black/White
VERSION

WASH Your HANDS!

